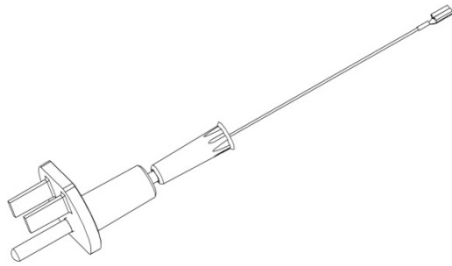
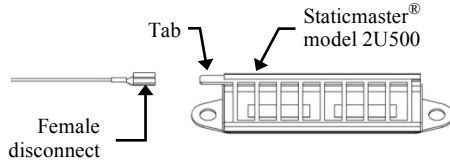


Installation / Operation / Maintenance

Staticmaster® 2U500 Grounding Kit Model 5060



2. Insert banana plug into the banana jack in the ground plug adapter.



3. Attach the female disconnect to the tab on the Staticmaster® 2U500.

Note: The Staticmaster® model 2U500 ion cell is sold separately.

Maintenance

- Maintenance is not required.
- To ensure maximum static neutralization, the Staticmaster® model 2U500 must be replaced once a year regardless of usage.

Warranty Exclusions

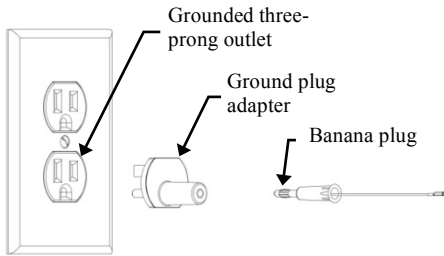
The forgoing express warranty is made in lieu of all other product warranties, expressed and implied, including merchantability and fitness for a particular purpose that is specifically disclaimed. The express warranty will not apply to defects or damage due to accidents, neglect, misuse, alterations, operator error, or failure to properly maintain, clean or repair products.

Limit of Liability

The user shall determine the suitability of the product for their intended use, and the user assumes all risk and liability whatsoever in connection therein.

Installation

1. Plug the ground plug adapter into a grounded three prong outlet.



Limited Warranty

NRD expressly warrants that for a period of ninety (90) days from the time of purchase, the product will be free of defects in material (parts) and workmanship (labor). Within the warranty period, the product will be tested, repaired, or replaced at discretion of NRD, free of charge. Any product under warranty should be shipped prepaid to the NRD factory. Call Customer Service at (716) 773-7634 for a Return Authorization number and shipping instructions. Include a copy of your original packing slip, invoice, or other proof of purchase date.

If the product is out of warranty, NRD LLC will quote repair charges necessary to bring your product up to factory standards.

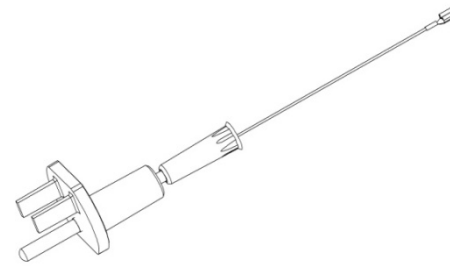


2937 Alt Boulevard / PO Box 310 / Grand Island, NY
14072-0310

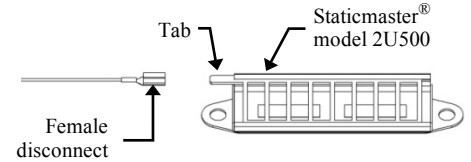
PHONE 716 773 7634 / FAX 716 773 7744

Installation / Operation / Maintenance

Staticmaster® 2U500 Grounding Kit Model 5060



2. Insert banana plug into the banana jack in the ground plug adapter.

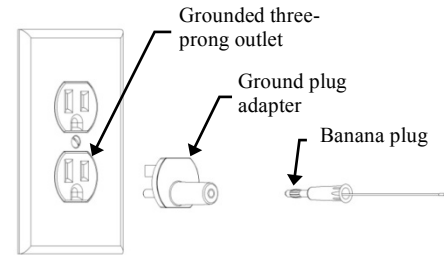


3. Attach the female disconnect to the tab on the Staticmaster® 2U500.

Note: The Staticmaster® model 2U500 ion cell is sold separately.

Installation

1. Plug the ground plug adapter into a grounded three prong outlet.



Limited Warranty

NRD expressly warrants that for a period of ninety (90) days from the time of purchase, the product will be free of defects in material (parts) and workmanship (labor). Within the warranty period, the product will be tested, repaired, or replaced at discretion of NRD, free of charge. Any product under warranty should be shipped prepaid to the NRD factory. Call Customer Service at (716) 773-7634 for a Return Authorization number and shipping instructions. Include a copy of your original packing slip, invoice, or other proof of purchase date.

If the product is out of warranty, NRD LLC will quote repair charges necessary to bring your product up to factory standards.



2937 Alt Boulevard / PO Box 310 / Grand Island, NY
14072-0310

PHONE 716 773 7634 / FAX 716 773 7744

*EMAIL sales@nrdinc.com / WEB
www.nrdprecisionweigh.com*

*EMAIL sales@nrdinc.com / WEB
www.nrdprecisionweigh.com*