

Staticmaster® Model 6109 Ionizing Air Nozzle



Contents

Precautions	2
1. Features and Descriptions	3
2. Installation	3
3. Maintenance	3
4. Wire Markings	4
5. Specifications	4
6. Dimensions	4
7. Option Accessories	5
8. Warranty	6



NRD USA / 2937 Alt Boulevard / PO Box 310 / Grand Island, NY 14072-0310
PHONE 716 773 7634 / FAX 716 773 7744 / EMAIL sales@nrdllc.com / WEB www.nrdllc.com

NRD Asia Pte. Ltd / 114 Lavender Street #08-90 CT Hub 2 Singapore 338729
PHONE +65 6679 1707 / EMAIL sales@NRDasia.com / WEB www.nrdllc.com

Please Observe The Following

NOTICE

Please review the information in this manual prior to installing and operating the ionizer in a work environment.

NOTICE

Please keep this document in a convenient place to refer to as a guide.

***WARNING**

If the Staticmaster® is used in a manner not specified in this manual, the protection provided by its design may be impaired.

+*WARNING

This product is designed to be used by manufacturers for electronic industry applications and generates high voltage. Do not open and modify it, or operate without being completely assembled. High voltage internal parts can cause electrical shock.

+*WARNING

Before performing maintenance, turn the Staticmaster® off, disconnect from the power source, and do not wear a wrist strap. High voltage internal parts can cause electrical shock.

***WARNING**

Do not use this product in a flammable atmosphere.

***WARNING**

Do not submerge in water. If liquid enters product, disconnect power cord and allow to thoroughly dry before using again.

***WARNING**

If there is any damage on power cable or communication cable, replace these prior to use.

***WARNING**

This product will generate ozone along with ions, if the user smells ozone, please refresh the air in working environment.



NRD USA / 2937 Alt Boulevard / PO Box 310 / Grand Island, NY 14072-0310
PHONE 716 773 7634 / **FAX** 716 773 7744 / **EMAIL** sales@nrdllc.com / **WEB** www.nrdllc.com

NRD Asia Pte. Ltd / 114 Lavender Street #08-90 CT Hub 2 Singapore 338729
PHONE +65 6679 1707 / **EMAIL** sales@NRDasia.com / **WEB** www.nrdllc.com

Description

The Staticmaster® Ionizing Air Nozzle Model 6109 delivers a high volume of ionized air to neutralize static charge. The target's neutralization time will be optimal when placed 6" to 12" directly in front of the ionizing nozzle. Neutralization time will increase as the distance increases.

Features


- Auto ion balance system, within $0\pm 10V$
- Internal HV system, small size, safe and convenient
- Equipped with HV normal running indicator light and abnormal alarm indicator
- Can equip with different nozzle heads for various applications
- Tungsten alloy emitter pin
- Metal sprayed internal wall, shields the whole device from grounding

Installation


Proper location and positioning of the static nozzle and power supply is essential to satisfactory performance and life of the equipment. Because each application is unique, careful thought is required to establish the best location and installation. The following guidelines will help to determine that. Typically, the best place to install the nozzle is immediately ahead of the problem. Ionizing nozzle will operate efficiently above, below or on either side of the material. This is a stationary static eliminator, light weight, no static interference, equipped with HV normal and abnormal indicator light. This is a pulse AC type, distributing positive and negative ions from the emitter point with an air flow.

This static eliminator has superior ion balance. Various nozzle heads are available depending on application.

The regulating valve is located in the image below.



Overview of indicator lights:



Maintenance:

Caution: Turn power off before performing any maintenance.

1. Open the nozzle head, take out ceramic tube.



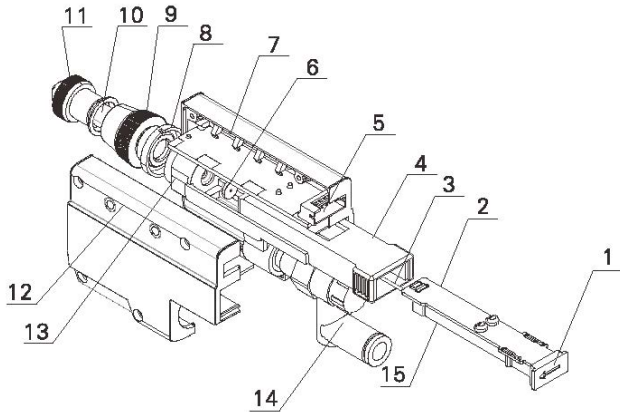
2. Clean the tungsten emitter using cotton swab with DI water or Isopropyl Alcohol.



NRD USA / 2937 Alt Boulevard / PO Box 310 / Grand Island, NY 14072-0310
PHONE 716 773 7634 / FAX 716 773 7744 / EMAIL sales@nrdllc.com / WEB www.nrdllc.com

NRD Asia Pte. Ltd / 114 Lavender Street #08-90 CT Hub 2 Singapore 338729
PHONE +65 6679 1707 / EMAIL sales@NRDasia.com / WEB www.nrdllc.com

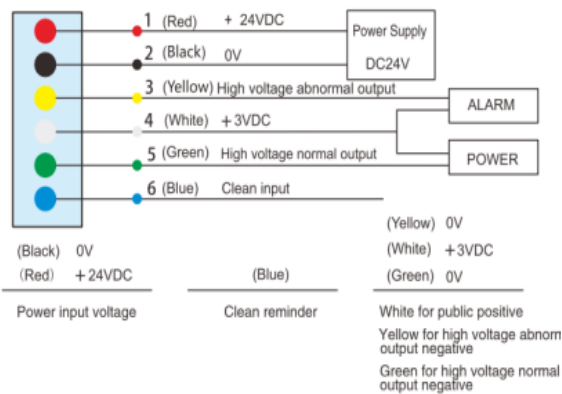
Specifications:



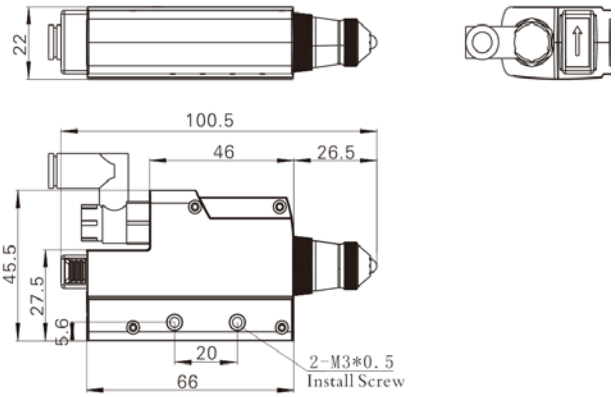
Parts Diagram:

1. HV box cover
2. Circuit board assembly
3. Discharge needle assembly
4. HV box
5. Power port
6. Rubber mat
7. Right side of housing LED light
8. Discharge needle ring
9. Nozzle holder
10. Ceramic tube
11. Nozzle
12. Left side of housing
13. Inlet tube base
14. Throttle valve
15. HV piezo transformer

Wire Markings:



Dimensions:



Technical Specifications:

Model: 6109
 Input voltage: DC 24V
 Technology: Corona
 Ion Balance: 0 ± 10 V
 Decay Time: 0.5 seconds positive, 0.6 seconds negative
 ± 1000 V to 100V, tested in accordance with ANSI/ESD Association STM 3.1
 Ozone generated ppm: ≤ 0.03 ppm
 Compressed air: Clean air (no water or oil)
 Air range: 0.05 – 0.5Mpa / 7 – 70 PSI
 Applied environment temperature: Indoor 0-40°C
 Applied environment humidity: 30%-70% Rh (no condensation)
 Tube diameter: \varnothing 6 mm
 Dimensions: 4.12in x 2.23in x 0.87in (104.5mm x 56.5mm x 22mm)
 Weight: 0.2 lbs (0.09 kg)
 Filter: Optional accessory
 Filter precision: 0.01um
 Filter efficiency: 99.9%



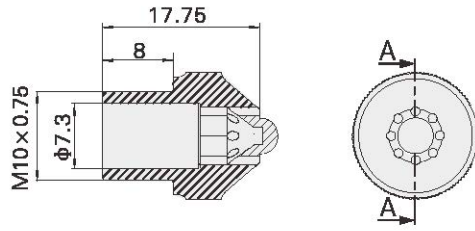
NRD USA / 2937 Alt Boulevard / PO Box 310 / Grand Island, NY 14072-0310
 PHONE 716 773 7634 / FAX 716 773 7744 / EMAIL sales@nrllc.com / WEB www.nrllc.com

NRD Asia Pte. Ltd / 114 Lavender Street #08-90 CT Hub 2 Singapore 338729
 PHONE +65 6679 1707 / EMAIL sales@NRDasia.com / WEB www.nrllc.com

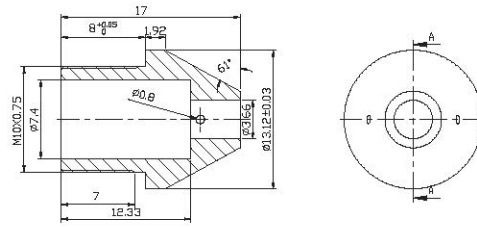
Optional Accessories:

Filter: (Dimensions are in metric)

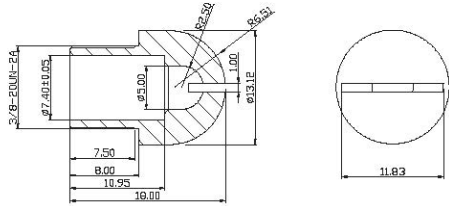
Silencer spray-head Model H81480



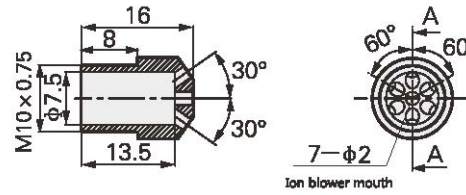
Standard spray-head Model H80013



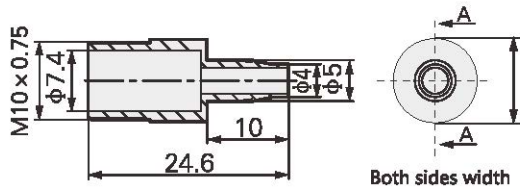
Straight spray-head Model H80749



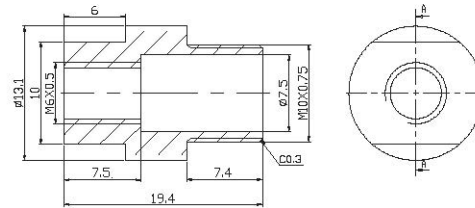
Showers spray-head Model H80012



Trachea spray-head Model H80568



Connect spray-head Model H80636



Tubing:

Ionizer Nozzle Tube Model 6107-B20

Ionizer Nozzle Tube Model 6107-L13

Ionizer Nozzle Tube Model 6107-L17



NRD USA / 2937 Alt Boulevard / PO Box 310 / Grand Island, NY 14072-0310
 PHONE 716 773 7634 / FAX 716 773 7744 / EMAIL sales@nrllc.com / WEB www.nrllc.com

NRD Asia Pte. Ltd / 114 Lavender Street #08-90 CT Hub 2 Singapore 338729
 PHONE +65 6679 1707 / EMAIL sales@NRDasia.com / WEB www.nrllc.com

Limited Warranty

NRD expressly warrants that for a period of one (1) year from the time of purchase, the ionizer will be free of defects in material (parts) and workmanship (labor). Within the warranty period, the Ionizer will be tested, repaired, or replaced at discretion of NRD, free of charge. Any ionizer under warranty should be shipped prepaid to the NRD factory. Call Customer Service at (716) 773-7634 for a Return Authorization number and shipping instructions. Include a copy of your original packing slip, invoice, or other proof of purchase date.

If the ionizer is out of warranty, NRD LLC will quote repair charges necessary to bring your ionizer up to factory standards.

Warranty Exclusions

The forgoing express warranty is made in lieu of all other product warranties, expressed and implied, including merchantability and fitness for a particular purpose that is specifically disclaimed. The express warranty will not apply to defects or damage due to accidents, neglect, misuse, alterations, operator error, or failure to properly maintain, clean or repair products.

Limit of Liability

The user shall determine the suitability of the product for their intended use, and the user assumes all risk and liability whatsoever in connection therein.



NRD USA / 2937 Alt Boulevard / PO Box 310 / Grand Island, NY 14072-0310
PHONE 716 773 7634 / **FAX** 716 773 7744 / **EMAIL** sales@nrllc.com / **WEB** www.nrllc.com

NRD Asia Pte. Ltd / 114 Lavender Street #08-90 CT Hub 2 Singapore 338729
PHONE +65 6679 1707 / **EMAIL** sales@NRDasia.com / **WEB** www.nrllc.com