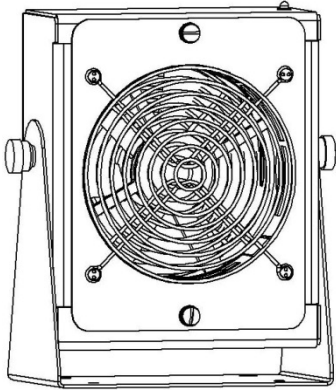


## Installation / Operation / Maintenance

# Staticmaster® Benchtop Ionizing Blower Model 4064 and 4064SS



### Overview

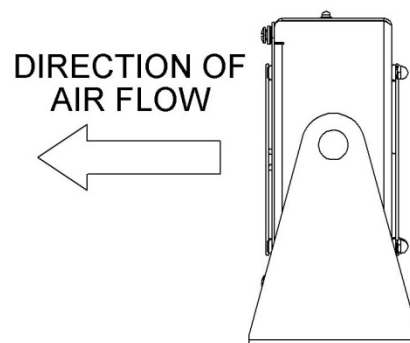
The Staticmaster® benchtop ionizing blower is used to create airflow through the Nuclecel model P-2063 ion cell. This system delivers a high volume of ionized air to neutralize static charge. The target's neutralization time will be optimal when placed 12" to 48" directly in front of the ionizing blower. Neutralization time will increase as the distance increases. The Staticmaster® comes with an adjustable stand so that it can be positioned and locked for optimal use.

### Installation

1. Locate the Staticmaster®:
  - 12" to 48" from the target to be neutralized for optimal performance, making sure that the airflow will not be restricted.
  - A working electrical outlet within reach of the 4' long detachable cord that is supplied with the Staticmaster®.
2. The Staticmaster® can be installed in two different ways:
  - Placed or secured on a flat surface such as a bench top.
  - It can also be wall or shelf mounted to keep valuable bench space free for other purposes and equipment.

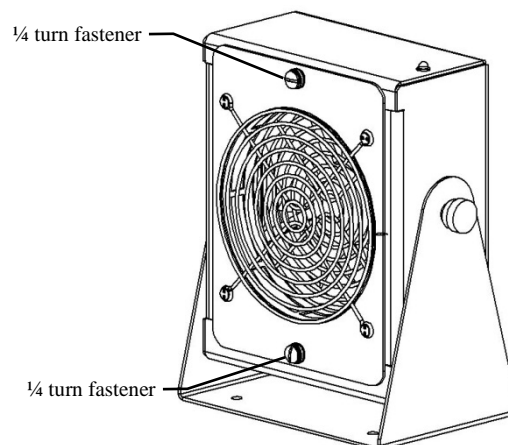
**Note:** The Nuclecel model P-2063 ion cell is sold separately. If this is your initial Staticmaster® installation the Nuclecel model P-2063 ion cell will need to be installed. Refer to Nuclecel model P-2063 Installation section.

3. Connect the barrel plug of the AC adapter to the receptacle in the back of the Staticmaster®.
4. Connect the AC adapter to a 120 VAC, 60 Hz electrical outlet.
5. Turn the Staticmaster® "ON" by pressing the switch, located on the back of the unit, to high or low fan speed. The green LED, located on the top of the unit, will illuminate indicating the unit has been activated.
6. Adjust the Staticmaster® to direct the airflow into the work area.



### Nuclecel model P-2063 Installation and Replacement

1. Unplug AC adapter from the electrical outlet.
2. Remove the P-2063 ion cell from the Staticmaster® blower by rotating the ¼ turn fasteners counter-clockwise, slide ion cell out.

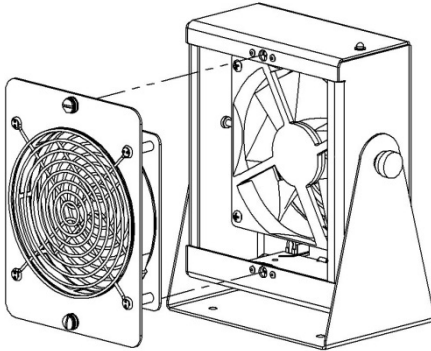


2937 Alt Boulevard / PO Box 310 / Grand Island, NY 14072-0310  
PHONE 716 773 7634 / FAX 716 773 7744 / EMAIL sales@nrllc.com / WEB www.nrllc.com

## Installation / Operation / Maintenance

# Staticmaster® Benchtop Ionizing Blower Model 4064 and 4064SS

- Slide the P-2063 ion cell into the Staticmaster® blower and secure by rotating the ¼ turn fasteners clockwise.
- Connect the AC adapter to a 120 VAC, 60 Hz electrical outlet.



### Replacement Nuclecel™

Model 4064 uses P-2063-1200 ion cell (powder coated)  
Model 4064SS uses P-2063-2200 ion cell (stainless steel)

### Maintenance

- Calibration is not required.
- To ensure maximum static neutralization, the Nuclecel™ model P-2063 ion cell must be replaced once a year regardless of usage.
- To ensure maximum fan performance, keep the fan blades and protective grids free of dust and dirt buildup.

### Trouble Shooting Guide

Symptom	Probable Cause	Corrective Action
1. Static charges are not eliminated.	Ion cell may be out of date and need to be replaced. Possible oil contamination of ion cell. Ions generated are being recombined before they reach the charged parts.	Call NRD for ion cell replacement. Return ion cell to NRD for evaluation. Do not attempt to clean the device. Position the fan closer to the charged part.
2. Fan inoperative.	Loss of power.	Check all electrical connections.

### Limited Warranty

NRD expressly warrants that for a period of one (1) year from the time of purchase, the ionizer will be free of defects in material (parts) and workmanship (labor). Within the warranty period, the Ionizer will be tested, repaired, or replaced at discretion of NRD, free of charge. Any ionizer under warranty should be shipped prepaid to the NRD factory. Call Customer Service at (716) 773-7634 for a Return Authorization number and shipping instructions. Include a copy of your original packing slip, invoice, or other proof of purchase date.

If the ionizer is out of warranty, NRD LLC will quote repair charges necessary to bring your ionizer up to factory standards.

### Warranty Exclusions

The forgoing express warranty is made in lieu of all other product warranties, expressed and implied, including merchantability and fitness for a particular purpose that is specifically disclaimed. The express warranty will not apply to defects or damage due to accidents, neglect, misuse, alterations, operator error, or failure to properly maintain, clean or repair products.

### Limit of Liability

The user shall determine the suitability of the product for their intended use, and the user assumes all risk and liability whatsoever in connection therein.



2937 Alt Boulevard / PO Box 310 / Grand Island, NY 14072-0310  
PHONE 716 773 7634 / FAX 716 773 7744 / EMAIL sales@nrdllc.com / WEB www.nrdllc.com